



INDIAN SCHOOL AL WADI AL KABIR

DEPARTMENT OF MATHEMATICS (2023 – 2024)

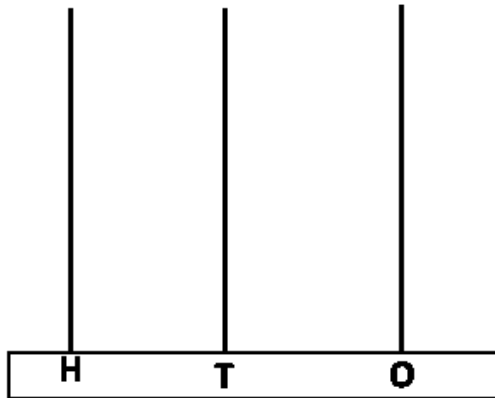
TOPIC: NUMBER CONCEPTS (101-200)

WORKSHEET 2

RESOURCE PERSON: Ms. Mariyam L

NAME: _____ CLASS: II SEC: _____ DATE: _____

Q1. Draw the beads on the abacus and expand both the ways.



140

Scan here to view the answer key






_____ = _____ hundreds + _____ tens + _____ ones

_____ + _____ + _____


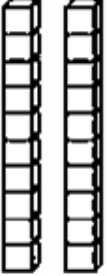

Q2. Observe the given pictures and write the numerals.

a.

		
Hundreds	Tens	Ones

H	T	O

b.

		
Hundreds	Tens	Ones

H	T	O

Q3. Compare the numbers given below by inserting the appropriate sign $>$, $<$ or $=$.

a. 153 188 b. 199 199 c. 200 109

Q5. Write the place and place value of the underlined digit.

NUMBER	PLACE	PLACE VALUE
1 <u>0</u> 1		
<u>2</u> 00		
14 <u>9</u>		

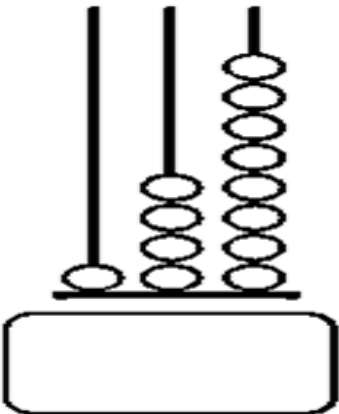
Q6. Arrange the numbers in ascending order.

a. 165 156 123 132

b. 100 149 194 115

c. 111 181 118 180

Q7. Observe the abacus and answer the following.



a. Write the number name for the number on the abacus.

b. What number comes before the number shown on the abacus? _____

c. Expand the number in both ways.

_____ hundreds + _____ tens + _____ ones

_____ + _____ + _____

d. Write the number that comes after the number shown on the abacus. _____

e. Write the place of the digit 4, in the number shown on the abacus. _____